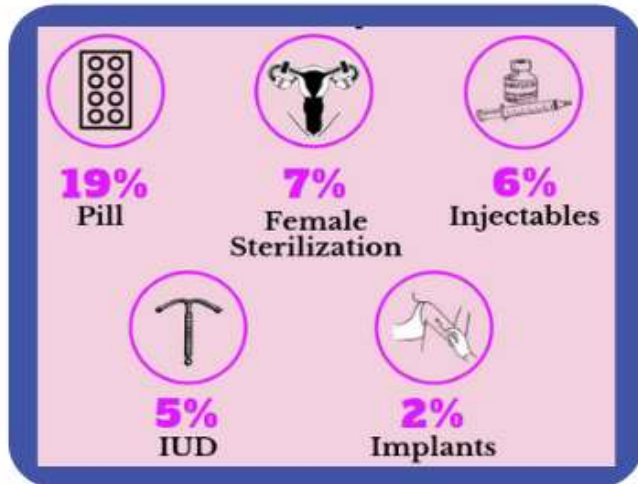


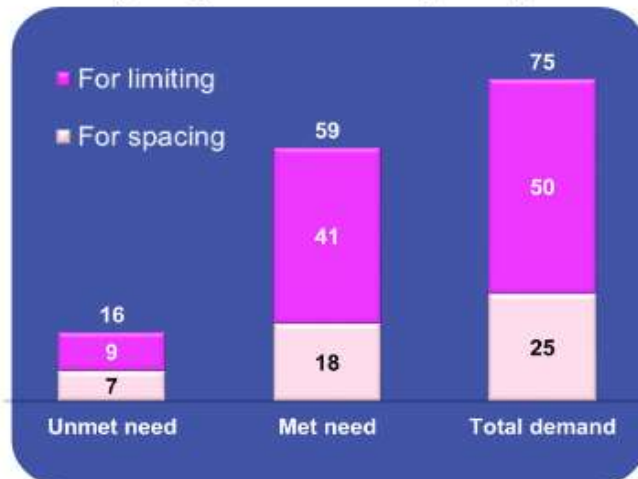
## Most Popular Modern Contraceptives

(among married women age 15-49)



## Met Need, Unmet Need and Total Demand for Family Planning

(among married women age 15-49)



The **2017 Philippines National Demographic and Health Survey (NDHS 2017)** is the sixth Demographic and Health Survey (DHS) conducted in the Philippines as part of The DHS Program and the 11<sup>th</sup> national demographic survey conducted since 1968. The survey is designed to provide indicators on fertility, fertility preferences, family planning practice, childhood mortality, maternal and child health, knowledge and attitude regarding HIV/AIDS, and violence against women.

The NDHS 2017 was implemented by the Philippine Statistics Authority (PSA). Funding for the survey was provided by the Government of the Philippines. The United States Agency for International Development (USAID) provided technical assistance and equipment through ICF under The DHS Program, which assists countries in the collection of data to monitor and evaluate population, health, and nutrition programs. Since 1993, an NDHS has been implemented in the country approximately every five years under the DHS program.

For additional information on the result of the 2017 Philippines National Demographic and Health Survey, please contact:

**In Eastern Visayas**  
 Philippine Statistics Authority  
 Regional Statistical Service Office VIII  
 Leyte SR Bldg., Abucay, Tacloban City  
 Telephone: (053) 321-8392  
 Email: [psa\\_reg8@yahoo.com](mailto:psa_reg8@yahoo.com)  
 Internet: [www.rss008.psa.gov.ph](http://www.rss008.psa.gov.ph)

**In Philippines**  
 Philippine Statistics Authority  
 PSA Complex, East Ave., Diliman, Quezon City  
 Telephone: +63 (02) 462-6600  
 Email: [info@psa.gov.ph](mailto:info@psa.gov.ph)  
 Internet: [www.psa.gov.ph](http://www.psa.gov.ph)

**In USA**  
 The DHS Program  
 ICF, 530 Gaither Road, Suite 500, Rockville, MD 20850, USA  
 Telephone: +1-301-407-6500; fax: +1-301-407-6501  
 Email: [info@DHSprogram.com](mailto:info@DHSprogram.com)  
 Internet: [www.DHSprogram.com](http://www.DHSprogram.com)



## 2017 National Demographic and Health Survey

### Fact Sheet

Reference No. FS-201810-0800-27  
 Date Released: 31 October 2018

# Fertility and Family Planning

## EASTERN VISAYAS



## Fertility

An Ability and a Responsibility

**3.1**  
children  
per woman  
age 15-49

Total Fertility Rate (TFR) is defined as the **total number of births a woman would have** by the end of her childbearing period if she were to pass through those years bearing children at the currently observed **Age Specific Fertility Rates (ASFR)**.

### Trends in Fertility

The TFR has **declined steadily over time**, from 4.6 children per woman in 2003 to 3.1 children per woman in 2017



**Median Age of Women age 25-49**



**First Sex**  
20.4 Y.O



**First Marriage**  
21.4 Y.O



**First Birth**  
22.3 Y.O

## Teenage Pregnancy and Motherhood among Women age 15-19

The Perception of Early Conception

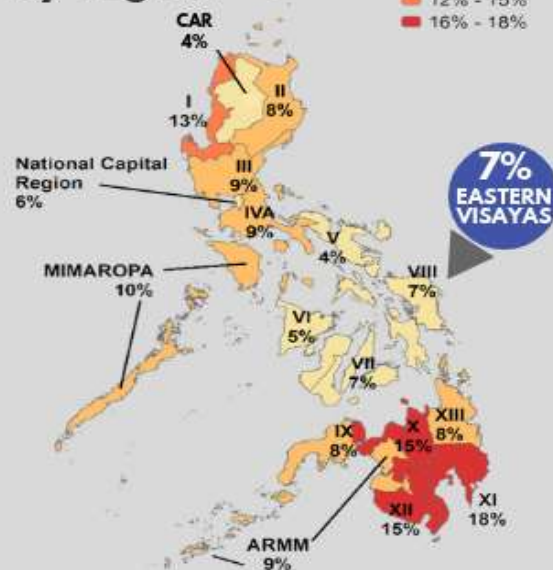


**7%** have begun childbearing

**5%** have had a live birth

**2%** are pregnant with their first child

### Teenage pregnancy and motherhood, by Region



## Family Planning

The Intervention of Prevention

Information on fertility preferences can help family planning program planners assess the desire for children, the extent of mistimed and unwanted pregnancies, and the demand for contraception to space or limit births.

**MORE THAN HALF OF MARRIED WOMEN AGE 15-49 USE A METHOD OF CONTRACEPTION**

**59%**

of married women age 15-49 uses a method of family planning

**18%**

Traditional Method

**41%**

Modern Method

**Trends among currently married women age 15-49 currently using any modern contraceptive method**

The use of modern contraceptive methods has increased since 2003

