

**Table 2. Value of Exports by Commodity Group,
Region VIII: July 2020**
(Free on Board Value in Million USD)

Commodity Group	Value ^P	% Share
Total	124.95	100.00
Copper and Articles thereof	118.46	94.80
Pulp of Wood or of Other Fibrous Cellulosic Material; Recovered (Waste and Scrap) of Paper or Paperboard	3.52	2.82
Fertilizers	2.83	2.26
Others	0.14	0.12

p – preliminary data
Note: Figures may not add up to total due to rounding.
Source: Philippine Statistics Authority

**Table 3. Value of Imports by Commodity Group,
Region VIII: July 2020**
(Free on Board Value in Million USD)

Commodity Group	Value ^P	% Share
Total	14.82	100.00
Mineral Fuels, Mineral Oils and Products of their Distillation; Bituminous Substances; Mineral Waxes	4.28	28.85
Cereals	2.58	17.39
Inorganic Chemicals; Organic or Inorganic Compounds of Precious Metals, of Rare- Earth, of Radio-active Elements or of Isotopes	2.38	16.09
Other Vegetable Textile Fibres; Paper Yarn and Woven Fabrics of Paper Yarn	1.69	11.42
Fertilizers	1.13	7.60
Others	2.77	18.66

p – preliminary data
Note: Figures may not add up to total due to rounding.
Source: Philippine Statistics Authority

For inquiries and other statistical needs, please visit us at:

PHILIPPINE STATISTICS AUTHORITY
Regional Statistical Service Office 8
Leyte SR Bldg., Artemio Mate Ave.,
Brgy. Abucay, Tacloban City

Or contact us at:

 (053) 321-8392/321-5153

 psa_reg8@yahoo.com

 PSARSSO8

 www.rss08.psa.gov.ph



REPUBLIC OF THE PHILIPPINES
PHILIPPINE STATISTICS AUTHORITY
REGION VIII-EASTERN VISAYAS


Fact Sheet

An information sheet that showcases relevant data/indicators in Eastern Visayas

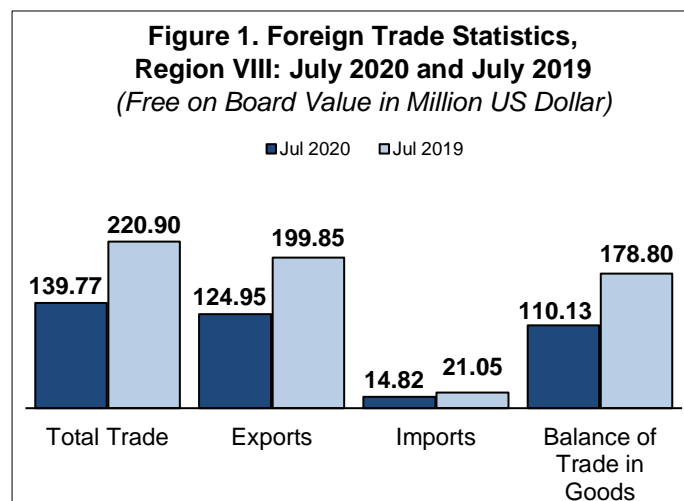
Reference No. FS-202011-0800-27

Date of Release: 3 November 2020

FOREIGN TRADE STATISTICS



EV's trade surplus posts 38.40% decrease in July 2020



Notes:

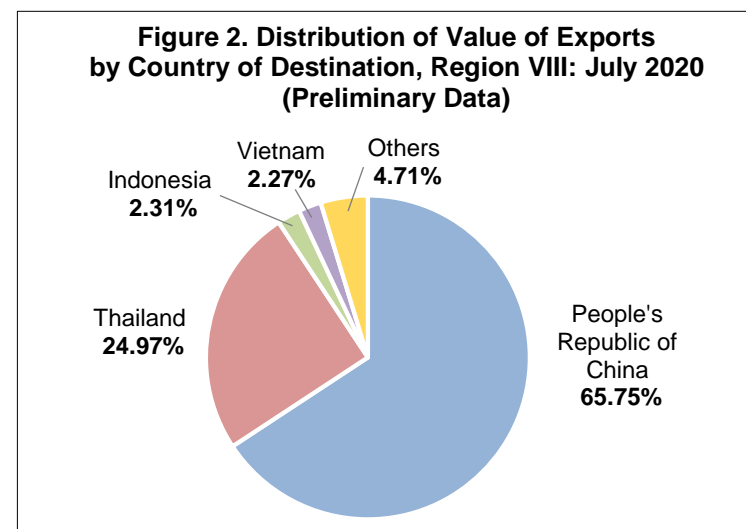
1. Preliminary data for July 2020.
 2. Figures may not add up to total due to rounding.
- Source: Philippine Statistics Authority

Eastern Visayas' surplus in the total Balance of Trade in Goods (BoT-G) decreased by 38.40 percent in July 2020. The \$178.80 million trade surplus in July 2019 dropped to \$110.13 million trade surplus in July 2020.

The region's total trade in goods declined by 36.73 percent in July 2020 to \$139.77 million from \$220.90 million in the same period in 2019 (Table 1).

The total value of exports in July 2020 was posted at \$124.95 million, weighing 132.75 million kilograms. This value is lower by more than one-third or 37.48 percent compared with the \$199.85 million exports in July 2019. The major export during this month was the commodity group of copper and articles thereof, which accounted for 94.80 percent of the region's total export revenue. This generated \$118.46 million total revenue (Table 2). The People's Republic of China was the top export market destination with \$82.15 million total export revenue. This accounted for almost two-thirds (65.75 percent) of the region's total exports in July 2020 (Figure 2).

The region's total value of imports declined by 29.60 percent. The \$21.05 million imports in July 2019 decreased to \$14.82 million in July 2020, with total gross weight of 110.36 million kilograms. Mineral fuels, mineral oils and products of their distillation; bituminous substances; mineral waxes commodity group was the major import during the reference month with a total revenue of \$4.28 million. This comprised 28.85 percent of the region's total imports in July 2020 (Table 3). The top import supplier of the region in July 2020 was Vietnam. Its total import bill of \$3.85 million comprised more than a quarter or 26.01 percent of the region's total imports.



Source: Philippine Statistics Authority

Table 1. Foreign Trade Statistics, Region VIII: July 2020 and July 2019
(Free on Board Value in Million USD)

Trade Statistics	July 2020 ^P	July 2019	% Change
Total Trade	139.77	220.90	(36.73)
Exports	124.95	199.85	(37.48)
Imports	14.82	21.05	(29.60)
Balance of Trade in Goods	110.13	178.80	(38.40)

p – preliminary data

Note: Figures may not add up to total due to rounding.

Source: Philippine Statistics Authority