

Table 1. Number, Floor Area, and Value of Constructions by Type, Region VIII: 1st Quarter 2020 and 1st Quarter 2019 (Preliminary Results)

Type of Building	Number			Floor Area (in square meters)			Value (in thousand pesos)		
	1st Quarter		% Change	1sr Quarter		% Change	1st Quarter		% Change
	2020	2019		2020	2019		2020	2019	
Total	985	1,355	(27.3)	215,554	308,962	(30.2)	2,066,024	2,608,539	(20.8)
Residential	635	867	(26.8)	89,582	130,746	(31.5)	863,436	1,063,875	(18.8)
Non-Residential	231	293	(21.2)	124,771	177,155	(29.6)	1,062,813	1,369,119	(22.4)
Additions/Alterations and Repairs	119	195	(39.0)	1,201*	1,061*	13.2	139,775	175,546	(20.4)

Note: * for additions only

Source: Philippine Statistics Authority



REPUBLIC OF THE PHILIPPINES
PHILIPPINE STATISTICS AUTHORITY
REGION VIII-EASTERN VISAYAS

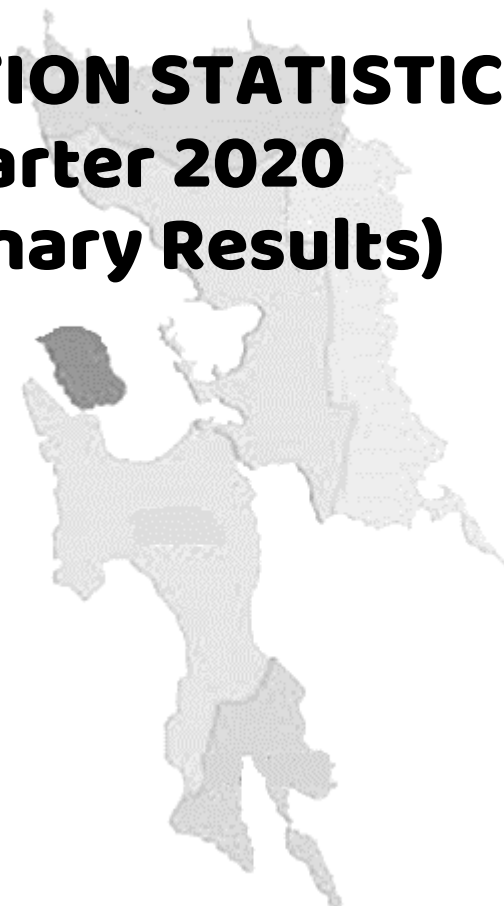

Fact Sheet

An information sheet that showcases relevant data/indicators in Eastern Visayas

Reference No. FS-202008-0800-23

Date of Release: 26 August 2020

CONSTRUCTION STATISTICS 1st Quarter 2020 (Preliminary Results)



For inquiries and other statistical needs, please visit us at:

PHILIPPINE STATISTICS AUTHORITY
Regional Statistical Service Office 8
Leyte SR Bldg., Artemio Mate Ave.,
Brgy. Abucay, Tacloban City


Or contact us at:

 (053) 321-8392/321-5153

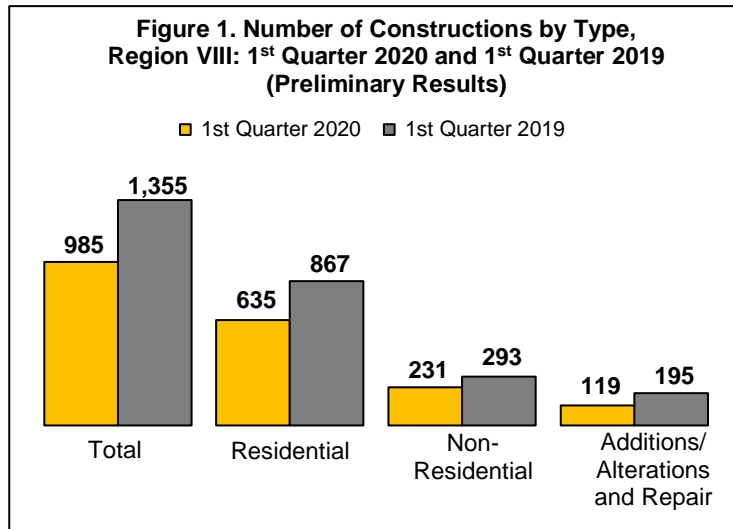
 psa_reg8@yahoo.com

 PSARSSO8

 www.rssso08.psa.gov.ph



1st Quarter Number of Constructions in EV decreases by 27.3%



Source: Philippine Statistics Authority

The region's total number of constructions in the 1st quarter of 2020 reached 985. This reflected a decrease of 27.3 percent from the 1,355 constructions recorded in the same quarter of 2019.

These constructions were comprised of residential buildings (64.5 percent), non – residential buildings (23.5 percent), and additions/ alterations and repairs (12.1 percent).

Decreases in the number of all types of constructions were recorded during the 1st quarter of 2020. The combined number of additions/alterations and repairs of existing structures registered the largest decrease at 39.0 percent, from 195 constructions in the 1st quarter of 2019 to 119 constructions in the 1st quarter of 2020. A decrease of 26.8 percent was also recorded in the number of residential buildings. It went down to 635 constructions during the 1st quarter of 2020 from 867 constructions in the

1st quarter of 2019. Number of non – residential buildings, meanwhile, declined by 21.2 percent, from 293 constructions in the 1st quarter of 2019 to 231 constructions in the same quarter of 2020.

The total value of constructions in the region during the 1st quarter of 2020 was estimated at P2.1 billion. This figure is 20.8 percent lower compared with the P2.6 billion total value of constructions in the same quarter of 2019.

The total value of construction of non - residential buildings declined drastically by 22.4 percent, from P1.4 billion in the 1st quarter of 2019 to P1.1 billion during the quarter in review. A decrease by 20.4 percent was also recorded in the aggregate value of additions/alterations and repair of existing structures. Its value went down to P139.8 million in the 1st quarter of 2020 from P175.5 million in the same period of 2019. Total value of residential buildings, meanwhile, decreased by 18.8 percent, from P1.1 billion in the 1st quarter of 2019 to P863.4 million in the 1st quarter of 2020.

Non - residential buildings' value of construction comprised the largest share or 51.4 percent of the total value of constructions in the region. The value of construction of residential buildings contributed 41.8 percent. Meanwhile, additions/ alterations and repairs accounted for only 6.8 percent of the region's total value of constructions during the 1st quarter of 2020.

Average cost per square meter was estimated at P9,639 for residential buildings and P8,518 for non – residential buildings.

Data were based on the preliminary results of construction statistics from approved building permits.