

**Table 2. Value of Exports by Commodity Group,
Region VIII: November 2019**
(Free on Board Value in Million USD)

Commodity Group	Value	% Share
Total	96.09	100.00
Copper and Articles thereof	85.45	88.92
Pulp of Wood or of Other Fibrous Cellulosic Material; Recovered (Waste and Scrap) of Paper or Paperboard	3.80	3.96
Animal or Vegetable Fats and Oils and their Cleavage Products; Prepared Edible Fats; Animal or Vegetable Waxes	2.87	2.98
Fertilizers	1.75	1.82
Others	2.22	2.31

Note: Figures may not add up to total due to rounding.
Source: Philippine Statistics Authority

**Table 3. Value of Imports by Commodity Group,
Region VIII: November 2019**
(Free on Board Value in Million USD)

Commodity Group	Value	% Share
Total	6.90	100.00
Mineral Fuels, Mineral Oils and Products of their Distillation; Bituminous Substances; Mineral Waxes	3.60	52.10
Other Vegetable Textile Fibres; Paper Yarn and Woven Fabrics of Paper Yarn	0.88	12.77
Inorganic Chemicals; Organic or Inorganic Compounds of Precious Metals, of Rare-Earth, of Radio-active Elements or of Isotopes	0.81	11.69
Nuclear Reactors, Boilers, Machinery and Mechanical Appliances; Parts Thereof	0.44	6.37
Others	1.18	17.07

Note: Figures may not add up to total due to rounding.
Source: Philippine Statistics Authority

For inquiries and other statistical needs, please visit us at:

PHILIPPINE STATISTICS AUTHORITY
Regional Statistical Service Office 8
Leyte SR Bldg., Artemio Mate Ave.,
Brgy. Abucay, Tacloban City

Or contact us at:

 (053) 321-8392/321-5153

 psa_reg8@yahoo.com

 PSARSSO8

 www.rssso08.psa.gov.ph



REPUBLIC OF THE PHILIPPINES
PHILIPPINE STATISTICS AUTHORITY
REGION VIII-EASTERN VISAYAS


Fact Sheet

An information sheet that showcases relevant data/indicators in Eastern Visayas

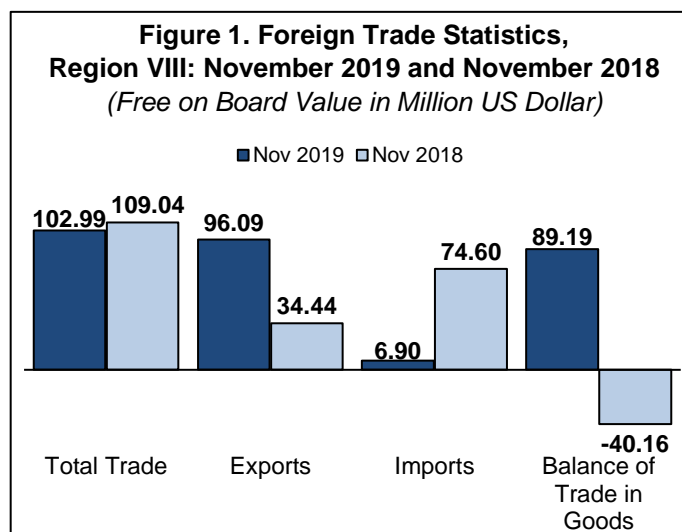
Reference No. FS-202002-0800-10

Date of Release: 27 February 2020

FOREIGN TRADE STATISTICS



EV posts \$89.19 million trade surplus in November 2019



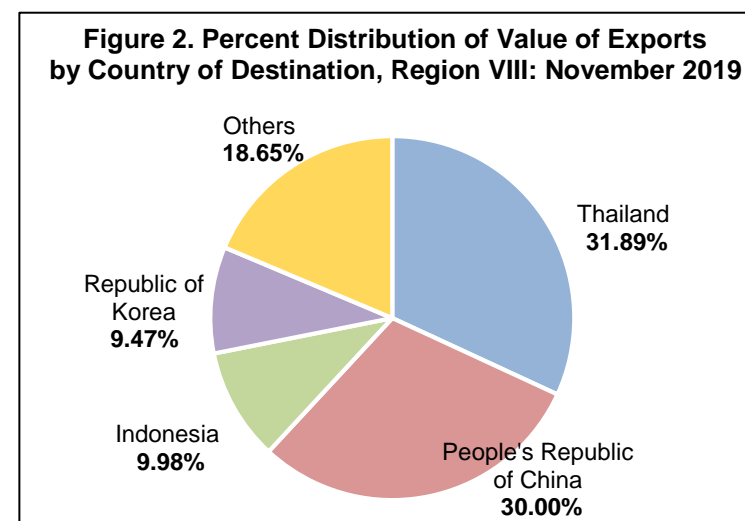
Note: Figures may not add up to total due to rounding.
Source: Philippine Statistics Authority

The region posted an \$89.19 million surplus in the total Balance of Trade in Goods (BoT-G) in November 2019 in contrast with the \$40.16 million trade deficit in November 2018.

The region's total trade in goods in November 2019 declined to \$102.99 million from \$109.04 million in the same period in 2018, a slight decrease by 5.54 percent (Table 1).

The region's total volume of exports in November 2019, weighing 125.68 million kilograms, was valued at \$96.09 million. This was more than two – folds (179.00 percent) of the \$34.44 million exports in November 2018. The commodity group of copper and articles thereof was the major export during the month in review with total revenue of \$85.45 million. This accounted for 88.92 percent of the region's total export revenue in November 2019 (Table 2). Thailand was the top export market destination with \$30.65 million total export revenue, which shared 31.89 percent of the region's total exports in November 2019 (Figure 2).

The region's total value of imports significantly decreased by 90.75 percent, from \$74.60 million imports in November 2018 to \$6.90 million in November 2019, with total gross weight of 37.96 million kilograms. Mineral fuels, mineral oils and products of their distillation; bituminous substances; mineral waxes commodity group was the major import during the month with total revenue of \$3.60 million, comprising more than half or 52.10 percent of the region's total imports in November 2019 (Table 3). The top import supplier of the region in November 2019 was People's Republic of China with total import bill of \$2.64 million, comprising 38.24 percent of the region's total imports.



Source: Philippine Statistics Authority

Table 1. Foreign Trade Statistics, Region VIII: November 2019 and November 2018
(Free on Board Value in Million USD)

Trade Statistics	November 2019	November 2018	% Change
Total Trade	102.99	109.04	(5.54)
Exports	96.09	34.44	179.00
Imports	6.90	74.60	(90.75)
Balance of Trade in Goods	89.19	(40.16)	(322.10)

Note: Figures may not add up to total due to rounding.
Source: Philippine Statistics Authority