

**Table 1. Number, Floor Area, and Value of Constructions by Type, Region VIII: 3<sup>rd</sup> Quarter 2019 and 3<sup>rd</sup> Quarter 2018 (Preliminary Results)**

Type of Building	Number			Floor Area (in square meters)			Value (in thousand pesos)		
	3rd Quarter		% Change	3rd Quarter		% Change	3rd Quarter		% Change
	2019	2018		2019	2018		2019	2018	
Total	1,236	944	30.9	336,448	291,179	15.5	3,721,755	2,157,929	72.5
Residential	824	507	62.5	139,101	81,802	70.0	1,105,794	698,733	58.3
Non-Residential	291	228	27.6	195,850	206,095	(5.0)	2,465,473	1,284,636	91.9
Additions/Alterations and Repairs	121	209	(42.1)	1,497*	3,282*	(54.4)	150,488	174,559	(13.8)

Note: \* for additions only

Source: Philippine Statistics Authority



REPUBLIC OF THE PHILIPPINES  
PHILIPPINE STATISTICS AUTHORITY  
REGION VIII-EASTERN VISAYAS

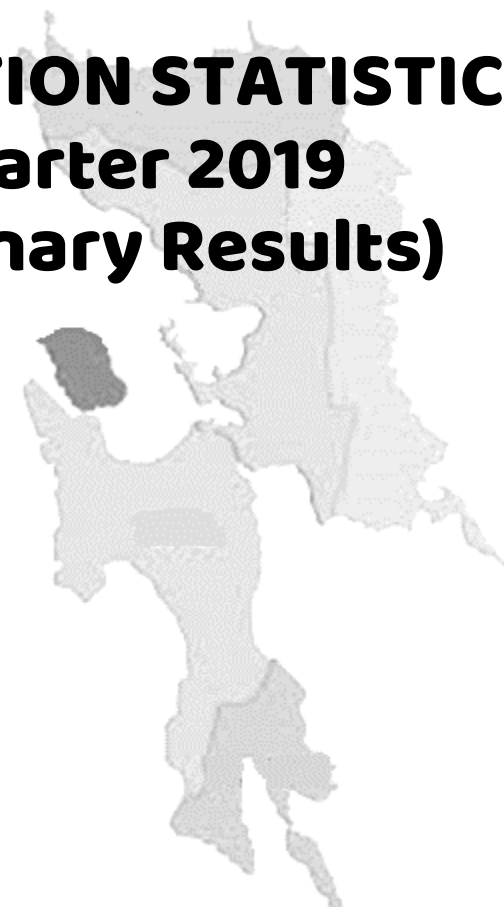
# Fact Sheet

An information sheet that showcases relevant data/indicators in Eastern Visayas

Reference No. FS-202002-0800-07

Date of Release: 14 February 2020

## CONSTRUCTION STATISTICS 3<sup>rd</sup> Quarter 2019 (Preliminary Results)



For inquiries and other statistical needs, please visit us at:

**PHILIPPINE STATISTICS AUTHORITY**  
Regional Statistical Service Office 8  
Leyte SR Bldg., Artemio Mate Ave.,  
Brgy. Abucay, Tacloban City


Or contact us at:

 (053) 321-8392/321-5153

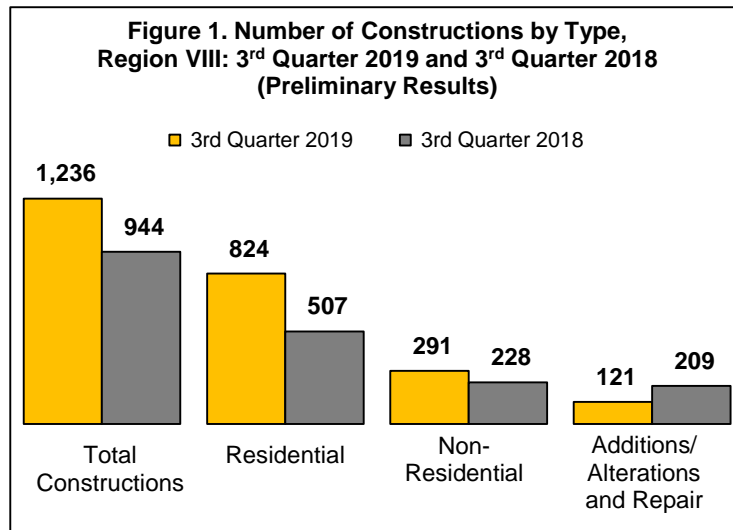
 psa\_reg8@yahoo.com

 PSARSSO8

 www.rss08.psa.gov.ph



### 3<sup>rd</sup> Quarter Number of Constructions in EV increases by 30.9%



Source: Philippine Statistics Authority

The region's total number of constructions in the 3<sup>rd</sup> quarter of 2019 reached 1,236. This reflected an increase of 30.9 percent from the 944 constructions recorded in the same quarter of 2018.

The total constructions in the region were comprised of residential buildings (66.7 percent), non – residential buildings (23.5 percent), and additions/alterations and repairs (9.8 percent).

By type of construction, residential buildings significantly increased by 62.5 percent, posting 824 constructions in the 3<sup>rd</sup> quarter of 2019 from 507 constructions in the 3<sup>rd</sup> quarter of 2018. An increase of 27.6 percent was also noted in the number of non-residential buildings, from 228 constructions in the 3<sup>rd</sup> quarter of 2018 to 291 constructions during the quarter in review. The combined number of additions/alterations and repairs of existing structures, on the other hand, went down by

42.1 percent, from 209 constructions in the 3<sup>rd</sup> quarter of 2018 to 121 constructions in the same period of 2019.

The total value of constructions in the region during the 3<sup>rd</sup> quarter of 2019 was estimated at P3.7 billion. This figure is 72.5 percent higher compared with the P2.2 billion total value of constructions in the same quarter of 2018.

By type of construction, total value of non - residential buildings almost doubled (91.9 percent), from P1.3 billion in the 3<sup>rd</sup> quarter of 2018 to P2.5 billion during the quarter in review. Aggregate value of residential buildings also increased by 58.3 percent to P1.1 billion in the 3<sup>rd</sup> quarter of 2019 from P698.7 million in the same period of 2018.

On the other hand, total value of additions/alterations and repairs declined by 13.8 percent, from P174.6 million in the 3<sup>rd</sup> quarter of 2018 to P150.5 million in the 3<sup>rd</sup> quarter of 2019.

Non - residential buildings comprised the largest share or 66.2 percent of the total value of constructions in the region. Meanwhile, residential buildings contributed 29.7 percent, and additions/ alterations and repairs accounted for 4.0 percent of the region's total value of constructions.

Average cost per square meter was estimated at P7,950 for residential buildings and P12,598 for non – residential buildings.

Data were based on the preliminary results of construction statistics from approved building permits.