

Table 1. Consumer Price Index, Inflation Rate and Purchasing Power of Peso by Province, Region VIII: December 2019 and November 2019 (2012=100)

Province	CPI		Inflation Rate		PPP	
	Dec-19	Nov-19	Dec-19	Nov-19	Dec-19	Nov-19
Region VIII	125.7	125.3	1.5	0.6	0.80	0.80
Biliran	121.4	119.8	0.7	(1.5)	0.82	0.83
Eastern Samar	130.9	129.8	1.9	0.6	0.76	0.77
Leyte	122.6	122.4	2.1	1.8	0.82	0.82
Northern Samar	133.1	133.3	0.8	0.2	0.75	0.75
Samar	133.3	132.9	1.6	(0.2)	0.75	0.75
Southern Leyte	121.2	121.9	(1.2)	(1.4)	0.83	0.82

Source: Philippine Statistics Authority

Table 2. Inflation Rate by Major Commodity Group, Region VIII: December 2019 and November 2019 (2012=100)

COMMODITY GROUP	Inflation Rate	
	Dec-19	Nov-19
ALL ITEMS	1.5	0.6
Food and Non-Alcoholic Beverages	0.2	(1.0)
Alcoholic Beverages and Tobacco	7.2	7.1
Clothing and Footwear	3.1	3.4
Housing, Water, Electricity, Gas and Other Fuels	0.2	(0.8)
Furnishings, Households Equipment and Routine Maintenance of the House	5.7	6.3
Health	1.6	2.9
Transport	4.1	1.0
Communication	1.1	1.1
Recreation and Culture	1.4	1.4
Education	5.3	5.3
Restaurant and Miscellaneous Goods and Services	4.9	4.9

Source: Philippine Statistics Authority



REPUBLIC OF THE PHILIPPINES
PHILIPPINE STATISTICS AUTHORITY
 REGION VIII-EASTERN VISAYAS

Fact Sheet

An information sheet that showcases relevant data/indicators in Eastern Visayas

Reference No. FS-202001-0800-05

Date of Release: 14 January 2020


CONSUMER PRICE INDEX




For inquiries and other statistical needs, please visit us at:

PHILIPPINE STATISTICS AUTHORITY
 Regional Statistical Service Office 8
 Leyte SR Bldg., Artemio Mate Ave.,
 Brgy. Abucay, Tacloban City

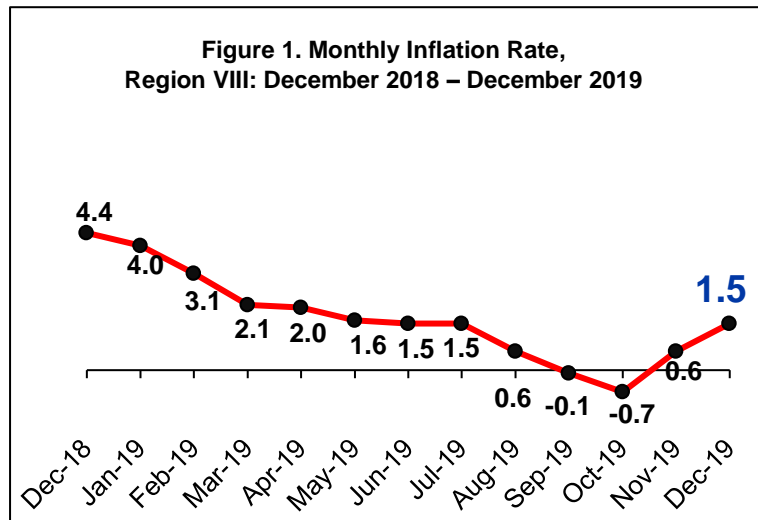
Or contact us at:

 (053) 321-8392/321-5153
 psa_reg8@yahoo.com

 PSARSSO8
 www.rssso08.psa.gov.ph



EV closes 2019 with 1.5% inflation rate



Source: Philippine Statistics Authority

Eastern Visayas closed 2019 with a 1.5 percent Inflation Rate (IR). This IR is 0.9 percentage point higher compared with the 0.6 percent IR a month ago, but 2.9 percentage points lower than the recorded 4.4 percent IR in the same period last year.

The regional IR is 1.0 percentage point lower than the 2.5 percent national average inflation rate in December 2019.

All provinces in the region registered higher inflation rates in December 2019 compared with their figures in the previous month. Biliran recorded the highest increase of 2.2 percentage points, from 1.5 percent deflation in November 2019 to 0.7 percent IR in December 2019. The rest of the provinces registered increases ranging from 0.2 percentage point to 1.8 percentage points. Southern Leyte posted the lowest IR with 1.2 percent deflation. Leyte, meanwhile, recorded the highest IR during the month in review at 2.1 percent.

Four commodity groups in the region exhibited higher IRs in December 2019 compared with their rates in November 2019. Transport commodity group registered the biggest increase of 3.1 percentage points, from 1.0 percent in November 2019 to 4.1 percent in December 2019. This can be attributed to the significant increase in the index for operation of personal transport equipment to a double-digit inflation rate of 10.5 percent in December 2019 from 0.2 percent in November 2019.

The heavily weighted food and non-alcoholic beverages commodity group rebounded to 0.2 percent in December 2019 from 1.0 percent deflation in November 2019. Lower IRs noted in fruits; oils and fats; non-alcoholic beverages; meat; and sugar, jam, honey, chocolate and confectionery were offset by the higher annual price increases in vegetables; fish; food products not elsewhere classified; and milk, cheese and eggs. Vegetables index registered the highest increase of 2.8 percentage points, from 3.1 percent in November 2019 to 5.9 percent in December 2019. Rice and bread and cereals indices continued to register deflations but at slower rate of 6.2 percent and 4.6 percent, respectively.

Housing, water, electricity, gas and other fuels commodity group rebounded by 0.2 percent in December 2019 from its 0.8 percent deflation in November 2019.

Alcoholic beverages and tobacco commodity group inched up by 0.1 percentage points pushing its inflation rate to 7.2 percent during the month in review.

On the other hand, inflation rate for health commodity group decreased by 1.3 percentage points, from 2.9 percent in November 2019 to 1.6 percent in December 2019. This can be attributed to the lower inflation rate on hospital services, from 3.5 percent in November 2019 to 0.6 percent in November 2019.

IRs for the commodity groups of furnishings, household equipment and routine maintenance of the house, and clothing and footwear also exhibited decreases during the reference month at 5.7 percent and 3.1 percent, respectively.

Meanwhile, communication; recreation and culture; education; and restaurant and miscellaneous goods and services commodity groups retained their previous month's inflation rates.

The Purchasing Power of Peso (PPP) of the region remained at P0.80 in December 2019. This PPP implies that goods and services worth P80.00 in 2012 is already worth P100.00 in December 2019.

Southern Leyte posted a P0.01 increase in PPP compared with its figure in November 2019, while Biliran and Eastern Samar's PPP weakened by P0.01. The rest of the provinces sustained their PPP last month. Southern Leyte recorded the strongest PPP at P0.83. Biliran and Leyte ranked second at P0.82, followed by Eastern Samar at P0.76. Northern Samar and Samar posted the weakest PPP at P0.75.