

Table 1. Number, Floor Area, and Value of Constructions by Type, Region VIII: 4th Quarter 2018 and 4th Quarter 2017 (Preliminary Results)

Type of Building	Number			Floor Area (in square meters)			Value (in thousand pesos)		
	4th Quarter		% Change	4th Quarter		% Change	4th Quarter		% Change
	2018	2017		2018	2017		2018	2017	
Total	1,189	669	77.7	283,757	250,920	13.1	2,400,510	1,938,677	23.8
Residential	774	339	128.3	129,559	49,852	159.9	1,086,678	439,267	147.4
Non-Residential	225	203	10.8	152,711	199,239	(23.4)	1,166,236	1,441,864	(19.1)
Additions/Alterations and Repairs	190	127	49.6	1487*	1829*	(18.7)	147,597	57,546	156.5

Note: Preliminary data

* for additions only

Source: Philippine Statistics Authority



REPUBLIC OF THE PHILIPPINES
PHILIPPINE STATISTICS AUTHORITY
REGION VIII-EASTERN VISAYAS

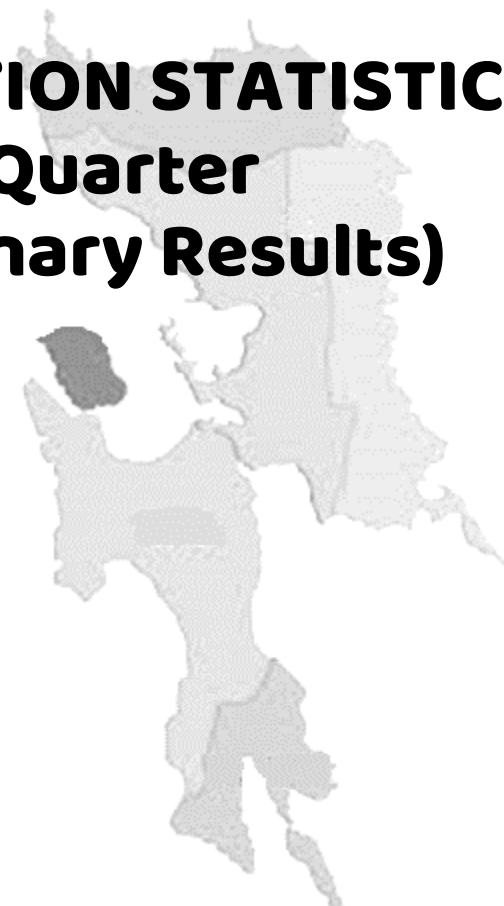

Fact Sheet

An information sheet that showcases relevant data/indicators in Eastern Visayas

Reference No. FS-201903-0800-11

Date of Release: 25 March 2018

CONSTRUCTION STATISTICS 4th Quarter (Preliminary Results)



For inquiries and other statistical needs, please visit us at:

PHILIPPINE STATISTICS AUTHORITY
Regional Statistical Service Office 8
Leyte SR Bldg., Artemio Mate Ave.,
Brgy. Abucay, Tacloban City


Or contact us at:

(053) 321-8392/321-5153

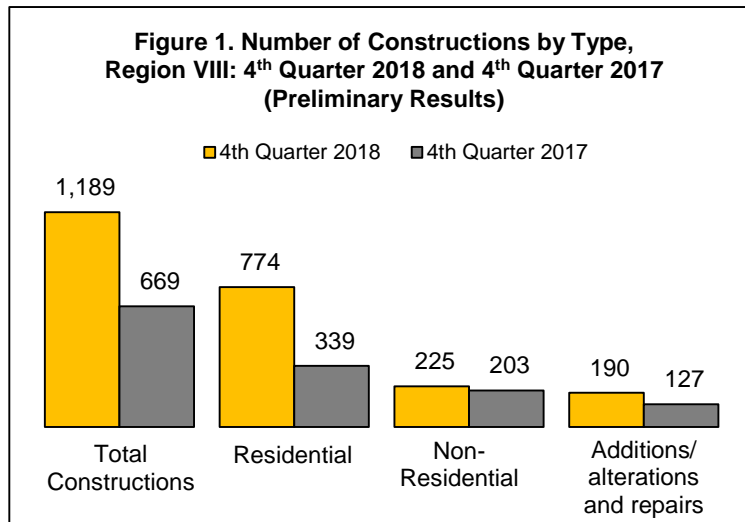
psa_reg8@yahoo.com

PSARSSO8

www.rssso08.psa.gov.ph



4th Quarter Number of Constructions in EV surges by 77.7%



Source: Philippine Statistics Authority

The region's total number of constructions in the 4th quarter of 2018 reached 1,189. This reflected a significant increase of 77.7 percent from the 669 constructions recorded in the same quarter of 2017.

Residential buildings (65.1 percent), non-residential buildings (18.9 percent) and additions/alterations and repairs (16.0 percent) comprised the total constructions in the region.

By type of building construction, the number of residential building more than doubled, posting 774 constructions in the 4th quarter of 2018 from 339 constructions in the 4th quarter of 2017. The combined number for additions/alterations and repairs of existing structures also posted a significant increase of 49.6 percent, from 127 constructions in the 4th quarter of 2017 to 190 constructions during the quarter in review. The number of non-residential building constructions also went up by

10.8 percent, from 203 constructions in the 4th quarter of 2017 to 225 constructions in the same period of 2018.

The total value of constructions in the region during the 4th quarter of 2018 was estimated at P2.4 billion. This figure is 23.8 percent higher compared with the P1.9 billion total value of constructions in the same quarter of 2017.

By type of building construction, total value of additions/alterations and repairs posted almost three fold increase (156.5 percent), from P57.5 million in the 4th quarter of 2017 to P147.6 million during the quarter in review. Similarly, aggregate value of residential buildings increased to P1.1 billion in the 4th quarter of 2018 from P439.3 million in the same period of 2017, a drastic roll up by 147.4 percent.

On the other hand, total value of non-residential buildings declined by 19.1 percent, from P1.4 billion in the 4th quarter of 2017 to P1.2 billion in the 4th quarter of 2018.

Non-residential buildings in the region comprised the largest share of 48.6 percent of the total value of constructions in the region. Meanwhile, residential buildings contributed 45.3 percent, and additions/ alterations and repairs accounted for 6.1 percent of the region's total value of constructions.

Average cost per square meter was estimated at P8,388 for Residential Building and P7,637 for Non-Residential Building.

Data were based on the preliminary results of construction statistics from approved building permits.