

**Table 1. Value of Exports by Commodity Group,
Region VIII: November 2018**
(Free on Board Value in million USD)

Commodity Group	Value	% Share
Total	34.44	100.00
Ores, Slag and Ash	33.05	95.96
Inorganic Chemicals; Organic or Inorganic Compounds of Precious Metals, of Rare-Earth, of Radio-Active Elements or of Isotopes	1.39	4.04

Source: Philippine Statistics Authority

**Table 2. Value of Imports by Commodity Group,
Region VIII: November 2018**
(Free on Board Value in million USD)

Commodity Group	Value	% Share
Total	74.60	100.00
Ores, Slag, Ash	58.19	78.00
Mineral Fuels, Mineral Oils and Products of Their Distillation; Bituminous Substances; Mineral Waxes	5.05	6.78
Inorganic Chemicals; Organic or Inorganic Compounds of Precious Metals, of Rare-earth, of Radio-active Elements or of Isotopes	4.90	6.57
Cereals	3.27	4.38
Salt, sulphur, earths and stone; plastering materials, lime and cement	1.89	2.54
Others	1.29	1.73

Note: Figures may not add up to total due to rounding.

Source: Philippine Statistics Authority



REPUBLIC OF THE PHILIPPINES
PHILIPPINE STATISTICS AUTHORITY
REGION VIII-EASTERN VISAYAS

Fact Sheet

An information sheet that showcases relevant data/indicators in Eastern Visayas

Reference No. FS-201902-0800-05

Date of Release: 19 February 2019

FOREIGN TRADE STATISTICS



For inquiries and other statistical needs, please visit us at:

PHILIPPINE STATISTICS AUTHORITY
Regional Statistical Service Office 8
Leyte SR Bldg., Artemio Mate Ave.,
Brgy. Abucay, Tacloban City


Or contact us at:

 (053) 321-8392/321-5153

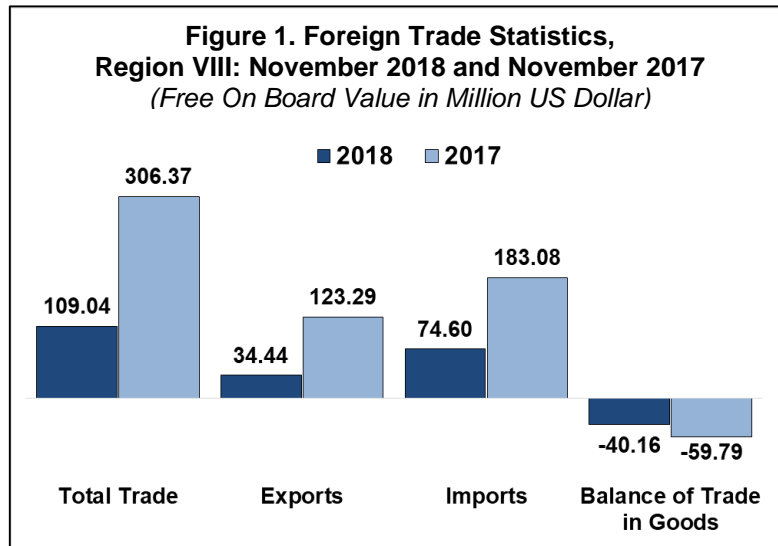
 psa_reg8@yahoo.com

 PSARSSO8

 www.rss08.psa.gov.ph



EV posts \$40.16 million trade deficit in November 2018



Source: Philippine Statistics Authority

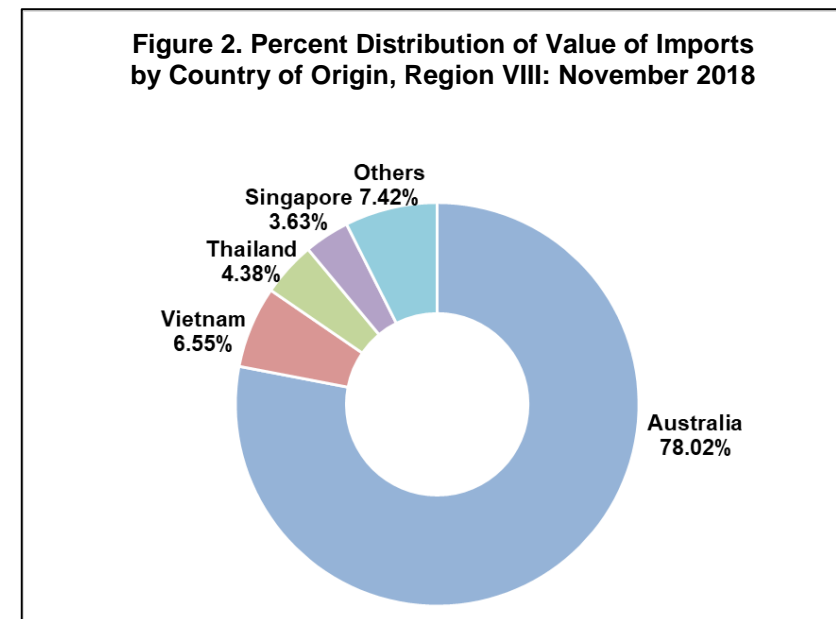
The region reflected a deficit in the total Balance of Trade in Goods (BoT-G) to \$40.16 million in November 2018 from \$59.79 million in November 2017, which implies an improvement of 32.84 percent.

The region's total trade in goods in November 2018 which amounted to \$109.04 million was significantly lower by 64.41 percent compared with the \$306.37 million in the same period last year. Total value of exports amounted to \$34.44 million, which was 72.07 percent lower compared with the \$123.29 million in November 2017. Total value of imports, meanwhile, was recorded at \$74.60 million, 59.25 percent lower compared with the \$183.08 million imports posted in the same period last year.

The region's total volume of exports in November 2018 was posted at 67.05 million kilograms. The commodity group of ores, slag and

ash was the major export during the month in review with total revenue of \$33.05 million. This accounted for 95.96 percent of the region's total export revenue in November 2018. Georgia was the top export market destination with \$30.26 million total export revenue, which shared 87.87 percent of the region's total exports.

The region's total imports in November 2018 recorded a total gross weight of 85.62 million kilograms. Ores, slag and ash commodity group was the major import during the month with total revenue of \$58.19 million, this accounted for more than three quarters or 78.00 percent of the region's total imports in November 2018. The top import supplier of the region was Australia with total import bill of \$58.20 million, which comprised 78.02 percent of the region's total imports.



Source: Philippine Statistics Authority