

Table 1. Labor Force Participation Rate, Employment, Unemployment, and Underemployment Rates by Region: 2018 and 2017

Region	Population 15 Years Old and Over (in thousands)		Annual Estimates							
			Labor Force Participation Rate		Employment Rate		Unemployment Rate		Underemployment Rate	
	2018	2017	2018	2017	2018	2017	2018	2017	2018	2017
Philippines	71,339	69,891	60.9	61.2	94.7	94.3	5.3	5.7	16.4	16.1
National Capital Region	9,187	9,087	60.3	61.1	93.4	92.6	6.6	7.4	7.2	9.3
Cordillera Administrative Region	1,270	1,241	61.9	62.7	95.9	95.7	4.1	4.3	15.2	14.8
I - Ilocos Region	3,520	3,470	61.7	58.9	93.2	91.1	6.8	8.9	22.1	19.9
II - Cagayan Valley	2,402	2,366	63.9	63.4	97.0	96.8	3.0	3.2	19.5	13.6
III - Central Luzon	7,889	7,752	59.9	58.7	94.2	93.4	5.8	6.6	11.4	11.4
IVA - CALABARZON)	10,096	9,787	62.7	63.7	93.4	93.0	6.6	7.0	13.4	14.0
IVB - MIMAROPA	2,093	2,047	62.0	64.0	95.3	95.2	4.7	4.8	20.6	23.7
V - Bicol Region	4,113	4,017	60.9	60.1	95.1	95.4	4.9	4.6	29.6	27.6
VI - Western Visayas	5,459	5,354	61.2	61.6	94.7	94.6	5.3	5.4	18.6	16.7
VII - Central Visayas	5,296	5,193	61.3	65.0	94.7	95.5	5.3	4.5	17.8	17.5
VIII - Eastern Visayas	3,155	3,084	61.2	60.3	95.8	95.6	4.2	4.4	21.4	22.6
IX - Zamboanga Peninsula	2,617	2,559	56.3	58.5	95.9	96.0	4.1	4.0	18.9	17.3
X - Northern Mindanao	3,314	3,254	66.3	63.8	95.9	94.7	4.1	5.3	20.8	18.6
XI - Davao Region	3,505	3,438	60.3	62.7	95.7	95.1	4.3	4.9	15.4	17.8
XII - SOCCSKSARGEN	3,150	3,086	61.7	62.2	96.1	96.0	3.9	4.0	17.0	17.9
XIII - Caraga	1,885	1,844	64.4	62.1	96.0	94.9	4.0	5.1	25.4	23.1
Autonomous Region in Muslim Mindanao	2,390	2,311	46.6	46.1	96.3	96.6	3.7	3.4	8.4	7.0

Notes:

The methodology for the computation of annual estimates of labor and employment indicators is based on PSA Board Resolution No. 01, Series of 2017-151, *Approving and Adopting the Official Methodology for Generating Annual Labor and Employment Estimates*, using the average estimates of the four LFS rounds.


The annual estimates were based on the final results of the 2017 LFS, and January and April rounds of 2018 LFS and preliminary results of the July and October rounds of 2018 LFS.


Source: Philippine Statistics Authority

For inquiries and other statistical needs, please visit us at:

PHILIPPINE STATISTICS AUTHORITY
Regional Statistical Service Office 8
Leyte SR Bldg., Artemio Mate Ave.,
Brgy. Abucay, Tacloban City

Or contact us at:

 (053) 321-8392/321-5153
 psa_reg8@yahoo.com

 PSARSSO8
 www.rssso08.psa.gov.ph



REPUBLIC OF THE PHILIPPINES
PHILIPPINE STATISTICS AUTHORITY
 REGION VIII-EASTERN VISAYAS

Fact Sheet

An information sheet that showcases relevant data/indicators in Eastern Visayas

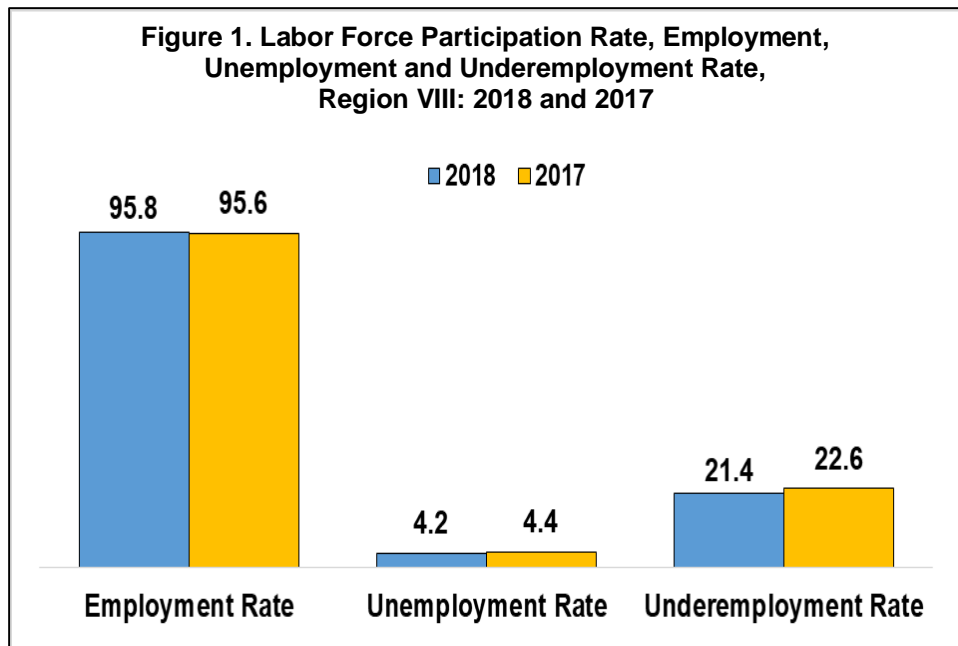
Reference No. FS-201901-0800-03

Date of Release: 25 January 2019

LABOR FORCE SURVEY



EV's unemployment rate down to 4.2% in 2018



Source: Philippine Statistics Authority

The annual unemployment rate in Eastern Visayas slightly decreased to 4.2 percent in 2018 from 4.4 percent in 2017, ranking sixth among the regions with low employment rate in the country (Table 1). Unemployment rate is the proportion of unemployed persons to total labor force. Considered unemployed persons are persons in the labor force who are reported as without work; and currently available for work; and seeking work or not seeking work due to the following reasons: a) belief that no work is available, or b) awaiting results of previous job application, or c) because of temporary illness or disability, or d) weather, or e) waiting for rehire or job call.

Out of the estimated 3.2 million population 15 years old and over in 2018, about 1.9 million were economically active or in the labor force. This number translates to an annual Labor Force Participation Rate (LFPR) of 61.2 percent. This figure is 0.9 percentage point higher compared to the previous year's LFPR of 60.3 percent. Among the regions, Eastern Visayas ranked sixth lowest LFPR and sits at par with Western Visayas.

About 1.8 million persons in the labor force were employed. This translates to an employment rate of 95.8 percent, slightly higher than the 95.6 percent employment rate recorded in 2017. Employment rate is the proportion of employed persons to total labor force.

The underemployed persons or those employed persons who express the desire to have additional hours of work in their present job or to have additional job, or to have a new job with longer working hours was estimated at 396 thousand. This is equal to an underemployment rate of 21.4 percent, lower than the 22.6 percent recorded a year ago. The region had the fourth highest underemployment rate in the country.

The preliminary results of the annual labor and employment estimates are based on the average of the final results of the January and April rounds of the 2018 LFS and preliminary results of the July and October 2018 LFS rounds.