

**Table 1. Value of Exports by Commodity Group,
Region VIII: September 2018**
(Free on Board Value in million USD)

Commodity Group	Value	% Share
Total	28.6	100.0
Ores, Slag and Ash	27.0	94.2
Inorganic Chemicals; Organic or Inorganic Compounds of Precious Metals, of Rare-Earth, of Radio-Active Elements or of Isotopes	1.7	5.8

Source: Philippine Statistics Authority

**Table 2. Value of Imports by Commodity Group,
Region VIII: September 2018**
(Free on Board Value in million USD)

Commodity Group	Value	% Share
Total	145.6	100.0
Ores, Slag and Ash	129.4	88.9
Inorganic Chemicals; Organic or Inorganic Compounds of Precious Metals, of Rare-earth, of Radio-active Elements or of Isotopes	8.4	5.8
Fertilizers	4.0	2.7
Cereals	2.2	1.5
Mineral Fuels, Mineral Oils and Products of their Distillation; Bituminous Substances; Mineral Waxes	0.9	0.6
Salt, Sulphur, Earths and Stone; Plastering Materials, Lime and Cement	0.7	0.5

Source: Philippine Statistics Authority



REPUBLIC OF THE PHILIPPINES
PHILIPPINE STATISTICS AUTHORITY
REGION VIII-EASTERN VISAYAS

Fact Sheet

An information sheet that showcases relevant data/indicators in Eastern Visayas

Reference No. FS-201812-0800-38

Date of Release: 19 December 2018

FOREIGN TRADE STATISTICS





For inquiries and other statistical needs, please visit us at:

PHILIPPINE STATISTICS AUTHORITY
Regional Statistical Service Office 8
Leyte SR Bldg., Artemio Mate Ave.,
Brgy. Abucay, Tacloban City

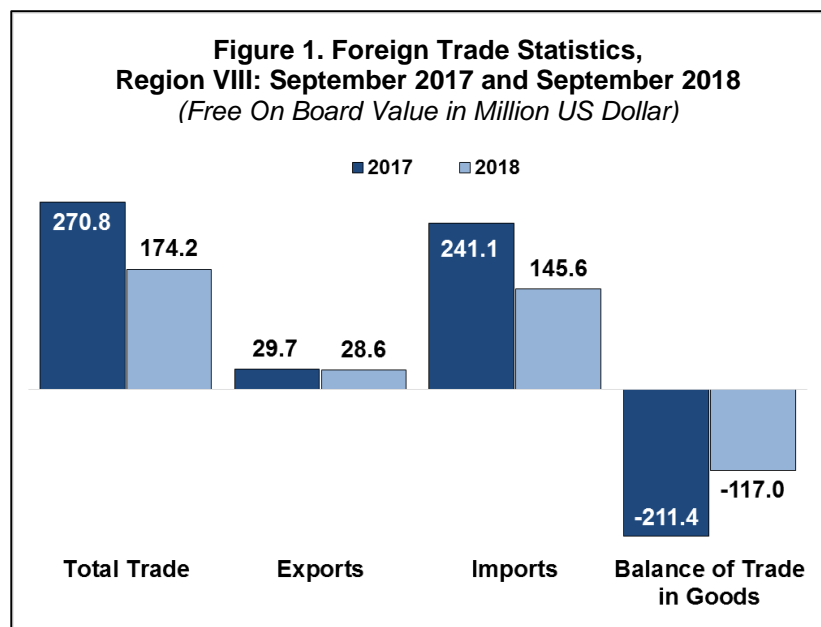
Or contact us at:

 (053) 321-8392/321-5153
 psa_reg8@yahoo.com

 PSARSSO8
 www.rssso08.psa.gov.ph



EV records \$117.0 million trade deficit in September 2018



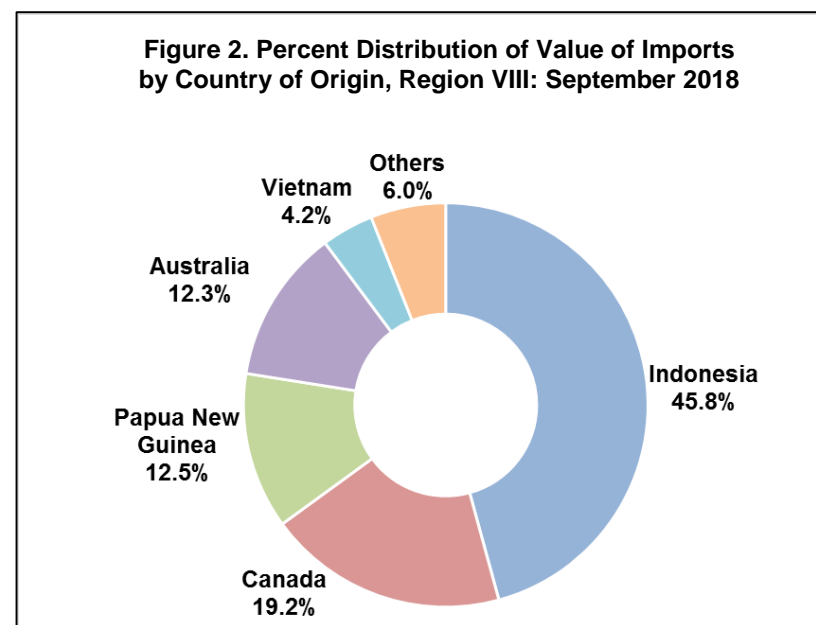
Source: Philippine Statistics Authority

Eastern Visayas reflected \$117.0 million deficit in the Balance of Trade in Goods (BoT-G) in September 2018 from \$211.4 million in September 2017, which implies an improvement of 44.7 percent.

The region's total trade in goods in September 2018 amounted to \$174.2 million, a drop of 35.6 percent from the \$270.8 million level in the same period last year. Total exports amounted to \$28.6 million, slightly lower by 3.5 percent than the September 2017 level of \$29.7 million. Total value of imports, meanwhile, was recorded at \$145.6 million, a significant decrease by 39.6 percent compared with the \$241.1 million imports posted in the same period last year.

The region's total volume of exports in September 2018 was posted at 69.5 million kilograms. The commodity group of ores, slag and ash was the major exports during the month in review with total revenue of \$27.0 million. This accounted for 94.2 percent of the region's total exports revenue in September 2018. India was the top export market destination with \$27.0 million total exports revenue, which also shared 94.2 percent of the region's total exports.

Meanwhile, the region's total imports of \$145.6 million in September 2018 weighed 128.6 million kilograms. Ores, slag and ash commodity group was the major import during the month with total revenue of \$129.4 million, which accounted for more than four-fifths or 88.9 percent of the region's total imports in September 2018. The top import supplier of the region was Indonesia with a total imports bill of \$66.6 million, which comprised 45.8 percent of the region's total imports.



Source: Philippine Statistics Authority