

Table 1. Volume of Fishery Production by Subsector and Province, Region VIII: 3rd Quarter 2017 – 2018

SUBSECTOR/ REGION/ PROVINCE	VOLUME OF PRODUCTION (in metric tons)		PERCENT CHANGE (%)
	3rd Quarter 2018	3rd Quarter 2017	
Total			
Region VIII	30,865	35,029	(11.9)
<i>Biliran</i>	1,547	1,519	1.8
<i>Eastern Samar</i>	5,294	7,128	(25.7)
<i>Leyte</i>	9,291	9,970	(6.8)
<i>Northern Samar</i>	5,064	5,394	(6.1)
<i>Southern Leyte</i>	1,222	1,325	(7.8)
<i>Samar</i>	8,447	9,693	(12.9)
Commercial			
Region VIII	3,024	3,755	(19.5)
<i>Biliran</i>	339	323	4.8
<i>Eastern Samar</i>	906	1,285	(29.5)
<i>Leyte</i>	199	187	6.6
<i>Northern Samar</i>	761	773	(1.5)
<i>Southern Leyte</i>	88	264	(66.8)
<i>Samar</i>	731	923	(20.8)
Municipal			
Region VIII	17,919	20,351	(12.0)
<i>Biliran</i>	1,204	1,190	1.2
<i>Eastern Samar</i>	4,382	5,836	(24.9)
<i>Leyte</i>	1,373	1,306	5.1
<i>Northern Samar</i>	4,095	4,309	(5.0)
<i>Southern Leyte</i>	1,096	1,049	4.6
<i>Samar</i>	5,768	6,662	(13.4)
Aquaculture			
Region VIII	9,923	10,922	(9.1)
<i>Biliran</i>	4	6	(34.3)
<i>Eastern Samar</i>	6	6	-
<i>Leyte</i>	7,719	8,477	(8.9)
<i>Northern Samar</i>	207	312	(33.4)
<i>Southern Leyte</i>	38	13	194.7
<i>Samar</i>	1,948	2,108	(7.6)

Source: Philippine Statistics Authority



REPUBLIC OF THE PHILIPPINES
PHILIPPINE STATISTICS AUTHORITY
REGION VIII-EASTERN VISAYAS

Fact Sheet

An information sheet that showcases relevant data/indicators in Eastern Visayas

Reference No. FS-201812-0800-36

Date of Release: 7 December 2018



FISHERY PRODUCTION (Third Quarter)





For inquiries and other statistical needs, please visit us at:

PHILIPPINE STATISTICS AUTHORITY
Regional Statistical Service Office 8
Leyte SR Bldg., Artemio Mate Ave.,
Brgy. Abucay, Tacloban City

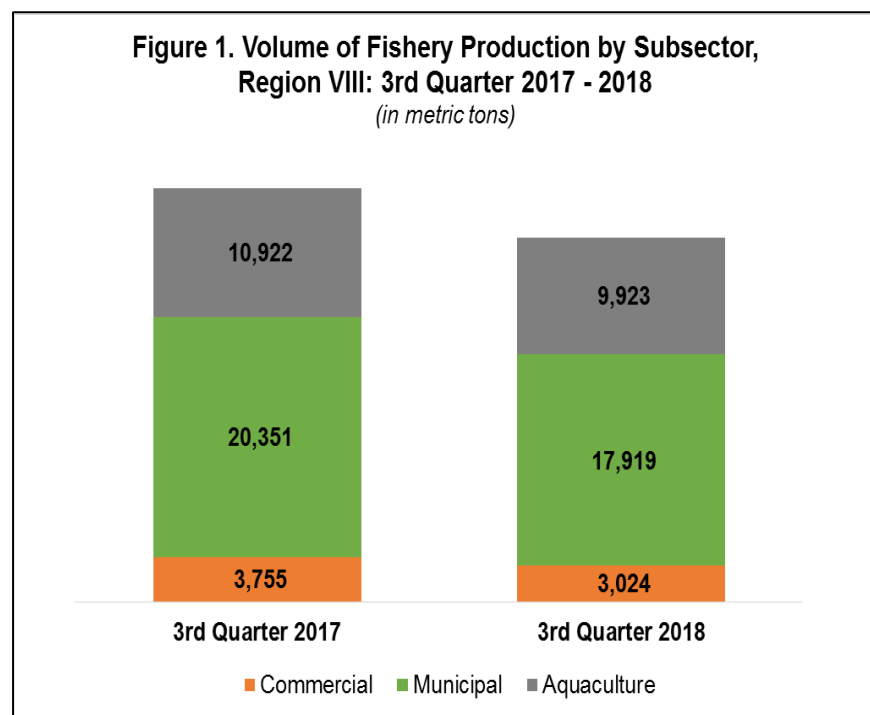
Or contact us at:

 (053) 321-8392/321-5153
 psa_reg8@yahoo.com

 PSARSSO8
 www.rssso08.psa.gov.ph



Third Quarter Fishery Production in EV drops by 11.9%



Source: Philippine Statistics Authority

Fishery production in Eastern Visayas dropped by 11.9 percent, from 35,029 metric tons (MT) in the third quarter of 2017 to 30,865 MT in the third quarter of 2018.

All provinces registered decreases in fishery production, except Biliran, the only province that recorded a slight increase of 1.8 percent from its level of production in the same quarter in 2018. Eastern Samar recorded the highest decrease of 25.7 percent, from 7,128 MT in the third quarter of 2017 to 5,294 MT during the quarter in review.

Among provinces, Leyte produced the highest volume of fisheries at 9,291 MT, comprising 30.1 percent of the total fishery production in the region. Samar ranked second at 8,447 MT, accounting for 27.4 percent of the region's total fishery production. Southern Leyte, meanwhile registered 1,222 MT, the lowest volume of production which share 4.0 percent only.

By subsector, volume of production in commercial fishing went down by 19.5 percent, from 3,755 MT in the third quarter of 2017 to 3,024 MT in the same period in 2018. All provinces registered decreases, except Leyte and Biliran, which recorded increases of 6.6 percent and 4.8 percent, respectively. Southern Leyte recorded the highest decrease of 66.8 percent, from 264 MT in the third quarter of 2017 to 88 MT during the quarter in review.

Similarly, volume of production in municipal fishing (marine and inland) registered a decrease of 12.0 percent, from 20,351 MT in the third quarter of 2017 to 17,919 MT in the same quarter in 2018. Among provinces, Leyte, Southern Leyte, and Biliran registered growths in production of 5.1 percent, 4.6 percent, and 1.2 percent, respectively. However, the increases were negated by the decreases recorded in Eastern Samar (24.9 percent), Samar (13.4 percent), and Northern Samar (5.0 percent).

Volume of production in aquaculture also declined by 9.1 percent, from 10,922 MT in the third quarter of 2017 to 9,923 MT in the same period in 2018. All provinces registered decreases, except for Southern Leyte, which recorded an increase of 194.7 percent, and Eastern Samar, which had retained its volume of production at 6.3 MT.

More than half or 58.1 percent (17,919 MT) of the total fishery production in the region were from municipal fishing. Aquaculture contributed 32.1 percent (9,923 MT), while Commercial Fishing accounted for 9.8 percent (3,024 MT).