

**Table 2. Inventory of Chicken by Type and Province,
Region VIII: 2017 – 2018
(as of 1 October)**

FARM TYPE/ REGION/PROVINCE	1 OCTOBER		PERCENT CHANGE (%)
	2018 ^p	2017	2017-2018
Total			
Region VIII	3,268,844	3,365,703	(2.9)
<i>Biliran</i>	243,840	243,062	0.3
<i>Eastern Samar</i>	128,157	126,681	1.2
<i>Leyte</i>	1,695,155	1,747,036	(3.0)
<i>Northern Samar</i>	227,652	235,227	(3.2)
<i>Samar</i>	555,440	558,918	(0.6)
<i>Southern Leyte</i>	418,600	454,779	(8.0)
Broiler			
Region VIII	1,068,950	1,201,372	(11.0)
<i>Biliran</i>	14,770	4,795	208.0
<i>Eastern Samar</i>	1,000	1,000	-
<i>Leyte</i>	852,400	876,632	(2.8)
<i>Northern Samar</i>	38,500	67,233	(42.7)
<i>Samar</i>	148,500	177,750	(16.5)
<i>Southern Leyte</i>	13,780	73,962	(81.4)
Layer			
Region VIII	464,849	374,853	24.0
<i>Biliran</i>	14,850	12,495	18.8
<i>Eastern Samar</i>	5,000	5,000	-
<i>Leyte</i>	147,500	155,404	(5.1)
<i>Northern Samar</i>	92,620	66,756	38.7
<i>Samar</i>	107,293	80,185	33.8
<i>Southern Leyte</i>	97,586	55,013	77.4
Native/Improved			
Region VIII	1,735,045	1,789,478	(3.0)
<i>Biliran</i>	214,220	225,772	(5.1)
<i>Eastern Samar</i>	122,157	120,681	1.2
<i>Leyte</i>	695,255	715,000	(2.8)
<i>Northern Samar</i>	96,532	101,238	(4.6)
<i>Samar</i>	299,647	300,983	(0.4)
<i>Southern Leyte</i>	307,234	325,804	(5.7)

p - preliminary data
Source: Philippine Statistics Authority



REPUBLIC OF THE PHILIPPINES
PHILIPPINE STATISTICS AUTHORITY
REGION VIII-EASTERN VISAYAS

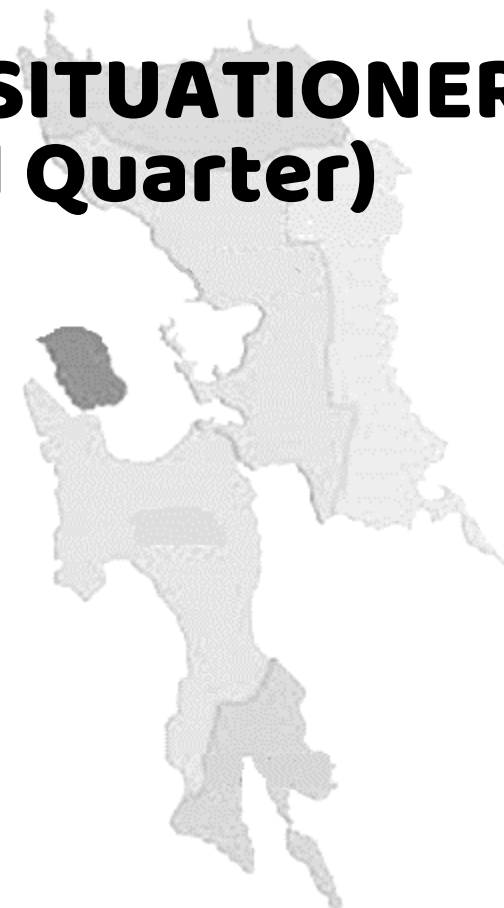

Fact Sheet

An information sheet that showcases relevant data/indicators in Eastern Visayas

Reference No. FS-201812-0800-35

Date of Release: 7 December 2018

CHICKEN SITUATIONER (Third Quarter)



For inquiries and other statistical needs, please visit us at:

PHILIPPINE STATISTICS AUTHORITY
Regional Statistical Service Office 8
Leyte SR Bldg., Artemio Mate Ave.,
Brgy. Abucay, Tacloban City


Or contact us at:

 (053) 321-8392/321-5153

 psa_reg8@yahoo.com

 PSARSSO8

 www.rss08.psa.gov.ph



Third Quarter Chicken Production in EV grows by 18.1%

The chicken industry in Eastern Visayas posted 18.1 percent increase in production during the third quarter of 2018. Based on the preliminary data, the total chicken production in the region went up to 14,280 metric tons (MT) in the third quarter of 2018 from 12,092 MT in the same quarter last year.

Region VIII accounted for 3.3 percent of the country's total chicken production during the third quarter of 2018. It ranked seventh among the regions with low chicken production in the country.

**Table 1. Volume of Chicken Production by Region:
3rd Quarter 2017 - 2018**

REGION	VOLUME OF PRODUCTION (in metric tons)		PERCENT CHANGE
	3rd Quarter 2018 ^p	3rd Quarter 2017	2017 - 2018 (%)
PHILIPPINES	428,768	411,057	4.3
CAR	1,639	2,058	(20.3)
Ilocos Region	18,528	17,207	7.7
Cagayan Valley	14,890	14,772	0.8
Central Luzon	145,082	145,211	(0.1)
CALABARZON	80,843	79,593	1.6
MIMAROPA	2,975	2,649	12.3
Bicol Region	11,086	10,065	10.1
Western Visayas	26,956	24,513	10.0
Central Visayas	28,281	26,178	8.0
Eastern Visayas	14,280	12,092	18.1
Zamboanga Peninsula	7,422	7,478	(0.8)
Northern Mindanao	36,427	34,482	5.6
Davao Region	19,236	17,468	10.1
SOCCSKSARGEN	15,953	12,428	28.4
Caraga	4,074	3,777	7.9
ARMM	1,096	1,086	0.9

p- preliminary data

Source: Philippine Statistics Authority

As of 1 October 2018, the total chicken population in Eastern Visayas stood at 3,268,844 birds. This registered a decrease of 2.9 percent from its 3,365,703 inventory as of 1 October 2017.

Among provinces, Leyte recorded the highest number of chicken at 1,695,155 birds, which comprised more than half or 51.8 percent of the total chicken population in the region. Samar ranked second with 555,440 birds, which accounted for 17.0 percent of the region's total chicken inventory. Eastern Samar, meanwhile, registered the lowest inventory of chicken with 3.9 percent share or 128,157 birds.

By type, layer chickens stood at 464,849 birds as of 1 October 2018. This posted a significant growth of 24.0 percent from the 374,853 inventory as of 1 October 2017. All provinces registered increases except for Leyte, which recorded a decrease of 5.1 percent, and Eastern Samar, which had the same inventory of 5,000 birds from 1 October 2017. Southern Leyte posted the highest increase at 77.4 percent, from 55,013 birds as of 1 October 2017 to 97,586 birds as of 1 October 2018.

On the other hand, broiler chickens decreased by 11.0 percent, from 1,201,372 birds as of 1 October 2017 to 1,068,950 birds as of 1 October 2018. All provinces registered decreases except for Biliran, which recorded an increase of 208.0 percent, and Eastern Samar, which had the same inventory of 1,000 birds in 1 October 2017. Southern Leyte posted the highest decrease at 81.4 percent, from 73,962 birds as of 1 October 2017 to 13,780 birds as of 1 October 2018.

Similarly, the number of native/improved chicken went down by 3.0 percent with a total inventory of 1,735,045 birds as of 1 October 2018 from 1,789,478 birds as of 1 October 2017. All provinces registered decreases except for Eastern Samar which recorded an increase of 1.2 percent. Southern Leyte registered the highest decrease at 5.7 percent, from 325,804 birds as of 1 October 2017 to 307,234 birds as of 1 October 2018.

More than half or 53.1 percent of the total chicken population in the region were native/improved chickens. Broiler chickens accounted for 32.7 percent, while the remaining 14.2 percent were layer chickens.