

Table 1. Consumer Price Index, Inflation Rate and Purchasing Power of Peso by Province, Region VIII: August – September 2018 (2012=100)

Province	CPI		Inflation Rate		PPP	
	Aug-18	Sep-18	Aug-18	Sep-18	Aug-18	Sep-18
Region VIII	123.7	124.9	6.1	6.5	0.81	0.80
Biliran	121.7	122.4	4.5	5.1	0.82	0.82
Eastern Samar	126.5	127.5	8.8	8.9	0.79	0.78
Leyte	119.6	121.2	5.8	6.3	0.84	0.83
Northern Samar	132.5	132.7	7.2	6.5	0.75	0.75
Samar	131.4	133.1	7.4	8.3	0.76	0.75
Southern Leyte	121.1	123.6	1.8	3.2	0.83	0.81

Source: Philippine Statistics Authority

Table 2. Inflation Rate by Major Commodity Group, Region VIII: August – September 2018 (2012=100)

COMMODITY GROUP	Inflation Rate	
	Aug-18	Sep-18
ALL ITEMS	6.1	6.5
Food and Non-Alcoholic Beverages	8.6	9.2
Alcoholic Beverages and Tobacco	21.2	20.5
Clothing and Footwear	1.5	1.7
Housing, Water, Electricity, Gas and Other Fuels	5.3	6.1
Furnishings, Households Equipment and Routine	3.8	2.6
Health	2.6	2.8
Transport	6.8	7.2
Communication	0.3	0.3
Recreation and Culture	3.9	3.0
Education	(16.2)	(16.2)
Restaurant and Miscellaneous Goods and Services	2.1	1.8



Source: Philippine Statistics Authority

For inquiries and other statistical needs, please visit us at:

PHILIPPINE STATISTICS AUTHORITY
Regional Statistical Service Office 8
Leyte SR Bldg., Artemio Mate Ave.,
Brgy. Abucay, Tacloban City

Or contact us at:

 (053) 321-8392/321-5153
 psa_reg8@yahoo.com

 PSARSSO8
 www.rssso08.psa.gov.ph



REPUBLIC OF THE PHILIPPINES
PHILIPPINE STATISTICS AUTHORITY
 REGION VIII-EASTERN VISAYAS

Fact Sheet

An information sheet that showcases relevant data/indicators in Eastern Visayas

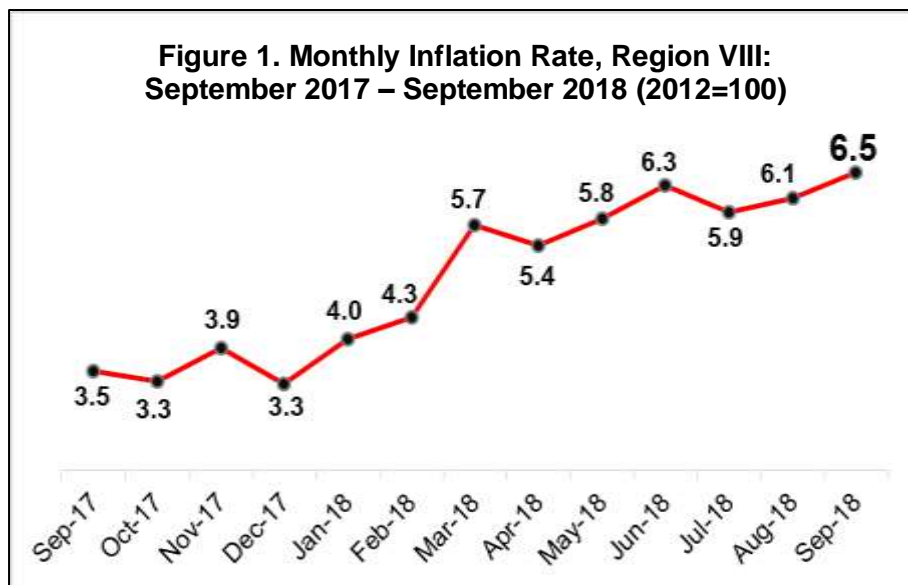
Reference No. FS-201810-0800-24

Date of Release: 16 October 2018

CONSUMER PRICE INDEX



EV's Inflation Rate increases further to 6.5% in September 2018



Source: Philippine Statistics Authority

The Inflation Rate (IR) of Eastern Visayas continued to increase at 6.5 percent in September 2018. This IR was 0.4 percentage point higher compared with the 6.1 percent IR a month ago, and 3.0 percentage points higher than the recorded 3.5 percent IR in the same period last year. The regional inflation rate was 0.2 percentage point lower than the 6.7 percent national average in September 2018.

Southern Leyte, recorded the highest increase of 1.4 percentage points, from 1.8 percent in August 2018 to 3.2 percent in September 2018. It is still, however, the lowest IR among the provinces during the reference period. Eastern Samar, on the other hand, posted the highest IR at 8.9 percent (Table 1).

Among commodity groups, housing, water, electricity, gas and other fuels registered the highest increase of 0.8 percentage points. It was posted at 6.1 percent in September 2018 from 5.3 percent in

August 2018. This can be attributed to the huge increase in the index of water supply and miscellaneous services relating to the dwelling.

The heavily weighted food and non-alcoholic beverages went up to 9.2 percent in September 2018 from its previous month's rate of 8.6 percent, an increase of 0.6 percentage point. This can be traced to faster price increases of corn, rice, non-alcoholic beverages, meat, and sugar, jam, honey, chocolate and confectionery products (Table 2).

Inflation rate for furnishings, household equipment and routine maintenance of the house slowed down to 2.6 percent during the reference month, 1.2 percentage point lower compared with the 3.8 percent IR in August 2018. Similarly, alcoholic beverages and tobacco went down by 0.6 percentage point but still recorded a double digit IR at 21.2 percent, the highest among all commodities.

Education and communication, meanwhile, retained their previous month's rate of -16.2 percent and 0.3 percent, respectively.

The Purchasing Power of Peso (PPP) of the region was recorded at P0.80 in September 2018. This PPP implies that goods and services worth 100 pesos in September 2018 only costs 80 pesos in 2012.

Southern Leyte registered a 0.02 centavo decrease in its PPP in September 2018 compared with its P0.83 PPP a month ago. Eastern Samar, Leyte and Samar each recorded a 0.01 centavo decrease in PPP from August 2018 to September 2018, while the rest of the provinces sustained their PPP from last month.

Leyte recorded the strongest PPP at P0.83. Biliran ranked second at P0.82, followed by Southern Leyte at P0.81 and Eastern Samar at P0.78. Northern Samar and Samar posted the weakest PPP at P0.75.