

**Table 1. Volume of Fishery Production by Subsector and Province, Region VIII: 2<sup>nd</sup> Quarter 2017 – 2018**

SUBSECTOR/ REGION/ PROVINCE	VOLUME OF PRODUCTION (in metric tons)		PERCENT CHANGE (%)
	2ND QUARTER 2017	2ND QUARTER 2018	
<b>Total</b>			
Region VIII	34,200	27,124	(20.7)
<i>Biliran</i>	1,513	1,538	1.6
<i>Eastern Samar</i>	7,513	6,003	(20.1)
<i>Leyte</i>	8,292	5,185	(37.5)
<i>Northern Samar</i>	5,116	4,223	(17.5)
<i>Southern Leyte</i>	1,430	1,539	7.6
<i>Samar</i>	10,337	8,636	(16.5)
<b>Commercial</b>			
Region VIII	3,934	2,833	(28.0)
<i>Biliran</i>	387	396	2.2
<i>Eastern Samar</i>	987	789	(20.1)
<i>Leyte</i>	655	379	(42.2)
<i>Northern Samar</i>	795	531	(33.3)
<i>Southern Leyte</i>	367	96	(73.9)
<i>Samar</i>	741	644	(13.2)
<b>Municipal</b>			
Region VIII	22,939	18,238	(20.5)
<i>Biliran</i>	1,125	1,141	1.4
<i>Eastern Samar</i>	6,493	5,196	(20.0)
<i>Leyte</i>	3,593	1,615	(55.1)
<i>Northern Samar</i>	4,078	3,397	(16.7)
<i>Southern Leyte</i>	1,033	1,428	38.3
<i>Samar</i>	6,617	5,462	(17.5)
<b>Aquaculture</b>			
Region VIII	7,328	6,052	(17.4)
<i>Biliran</i>	1	1	20.4
<i>Eastern Samar</i>	33	19	(41.9)
<i>Leyte</i>	4,044	3,192	(21.1)
<i>Northern Samar</i>	242	295	21.9
<i>Southern Leyte</i>	30	16	(47.4)
<i>Samar</i>	2,979	2,530	(15.1)

Source: Philippine Statistics Authority



REPUBLIC OF THE PHILIPPINES  
PHILIPPINE STATISTICS AUTHORITY  
REGION VIII-EASTERN VISAYAS

# Fact Sheet

An information sheet that showcases relevant data/indicators in Eastern Visayas

Reference No. FS-201808-0800-17

Date Released: 31 August 2018


## FISHERY PRODUCTION (Second Quarter)




For inquiries and other statistical needs, please visit us at:

**PHILIPPINE STATISTICS AUTHORITY**  
Regional Statistical Service Office 8  
Leyte SR Bldg., Artemio Mate Ave.,  
Brgy. Abucay, Tacloban City

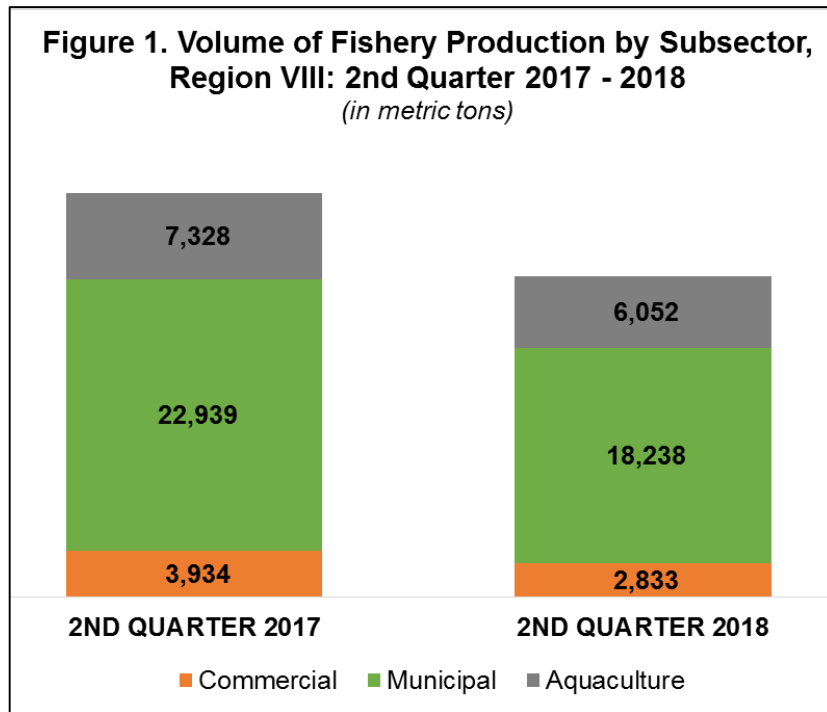
Or contact us at:

 (053) 321-8392/321-5153  
 [psa\\_reg8@yahoo.com](mailto:psa_reg8@yahoo.com)

 PSARSSO8  
 [www.rss08.psa.gov.ph](http://www.rss08.psa.gov.ph)



## Second Quarter Fishery Production in EV drops by 20.7%



Source: Philippine Statistics Authority

Fishery production in Eastern Visayas dropped by 20.7 percent with a total volume of 27,124 metric tons (MT) in the second quarter of 2018 from 34,200 MT in the second quarter of 2017.

All provinces registered decreases in fishery production, except Biliran and Southern Leyte, which recorded increases of 1.6 percent and 7.6 percent, respectively, from their levels of production in the same quarter in 2018. Leyte recorded the highest decrease at 37.5 percent, from 8,292 MT in the second quarter of 2017 to 5,185 MT during the quarter in review.

Among the provinces, Samar produced the highest volume of fishery production at 8,636 MT, which comprised 31.8 percent of the total fishery production in the region. Eastern Samar ranked second with 6,003 MT, which accounted for 22.1 percent of the region's total fishery production. Biliran, meanwhile registered the lowest volume of production with 5.7 percent share or 1,538 MT.

By subsector, volume of production in Commercial Fishing went down by 28.0 percent, from 3,934 MT in the second quarter of 2017 to 2,833 MT in the same period in 2018. All provinces registered decreases, except Biliran, the only province that recorded a slight increase of 2.2 percent. Southern Leyte recorded the highest decrease at 73.9 percent, from 367 MT in the second quarter of 2017 to 96 MT during the quarter in review.

Similarly, volume of production in Municipal Fishing (marine and inland) registered a decrease of 20.5 percent, from 22,939 MT in the second quarter of 2017 to 18,238 MT in the same quarter in 2018. All provinces registered decreases, except Biliran and Southern Leyte, which posted increases of 1.4 percent and 38.3 percent, respectively. Leyte registered the highest decrease in volume of production at 55.1 percent.

Volume of production in Aquaculture also declined by 17.4 percent, from 7,328 MT in the second quarter of 2017 to 6,052 MT in the same period in 2018. Among provinces, only Biliran and Northern Samar registered growths in production of 20.4 percent and 21.9 percent, respectively. However, the increases were negated by the decreases recorded by Eastern Samar (41.9 percent), Leyte (21.1 percent), Southern Leyte (47.4 percent) and Samar (15.1 percent).

About two-thirds or 67.2 percent (18,238 MT) of the total fishery production in the region were from Municipal Fishing. Aquaculture contributed 22.3 percent (6,052 MT), while Commercial Fishing accounted for 10.4 percent (2,833 MT).