

Table 1. Consumer Price Index, Inflation Rate and Purchasing Power of Peso by Province, Region VIII: June - July 2018 (2012=100)

PROVINCE	CPI		INFLATION RATE		PPP	
	Jun-18	Jul-18	Jun-18	Jul-18	Jun-18	Jul-18
Region VIII	123.5	122.9	6.3	5.9	0.81	0.81
Biliran	122.4	121.5	4.9	4.4	0.82	0.82
Eastern Samar	125.9	125.9	7.5	7.8	0.79	0.79
Leyte	119.4	118.8	6.0	5.6	0.84	0.84
Northern Samar	131.6	130.5	7.8	6.8	0.76	0.77
Samar	131.3	131.1	7.7	7.6	0.76	0.76
Southern Leyte	120.3	120.8	1.4	1.5	0.83	0.83

Source: Philippine Statistics Authority

TABLE 2. Inflation Rate by Major Commodity Group, Region VIII: June - July 2018 (2012=100)


COMMODITY GROUP	INFLATION RATE		% CHANGE
	Jun-18	Jul-18	
ALL ITEMS	6.3	5.9	(0.4)
Food and Non-Alcoholic Beverages	7.9	8.2	0.3
Alcoholic Beverages and Tobacco	22.0	21.6	(0.4)
Clothing and Footwear	0.9	1.1	0.2
Housing, Water, Electricity, Gas and Other Fuels	5.6	5.9	0.3
Furnishings, Households Equipment and Routine Health	3.2	2.9	(0.3)
Health	1.7	2.1	0.4
Transport	8.0	7.2	(0.8)
Communication	-	-	-
Recreation and Culture	0.9	0.6	(0.3)
Education	3.5	(16.2)	(19.7)
Restaurant and Miscellaneous Goods and Services	1.6	1.7	0.1

Source: Philippines Statistics Authority

For inquiries and other statistical needs, please visit us at:

PHILIPPINE STATISTICS AUTHORITY
Regional Statistical Service Office 8
Leyte SR Bldg., Artemio Mate Ave.,
Brgy. Abucay, Tacloban City

Or contact us at:

 (053) 321-8392/321-5153

 psa_reg8@yahoo.com

 PSARSSO8

 www.rssso08.psa.gov.ph



REPUBLIC OF THE PHILIPPINES
PHILIPPINE STATISTICS AUTHORITY
 REGION VIII-EASTERN VISAYAS


Fact Sheet

An information sheet that showcases relevant data/ indicators on Eastern Visayas

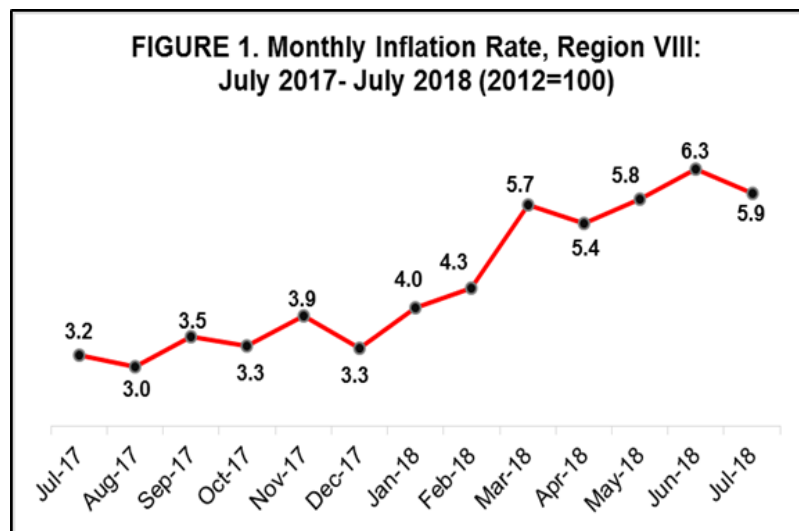
Reference No. FS-201808-0800-14

Date Released: 10 August 2018

CONSUMER PRICE INDEX



EV's Inflation Rate eases to 5.9% in July 2018



Source: Philippine Statistics Authority

The annual Inflation Rate (IR) of Eastern Visayas declined to 5.9 percent in July after posting the record-high 6.3 percent in June. This IR was 0.4 percentage point lower compared with the 6.3 percent IR a month ago, but 2.7 percentage points higher than the recorded 3.2 percent IR in the same period last year. The regional inflation rate was 0.2 percentage point higher than the 5.7 percent national average in July.

Four provinces in the region – Biliran, Leyte, Northern Samar, and Samar, posted lower inflation rates in July with 0.5 percentage point, 0.4 percentage point, 1.0 percentage point, and 0.1 percentage point decreases, respectively, compared with their figures in the previous month. On the other hand, increases were noted in Eastern Samar (0.3 percentage point) and Southern Leyte (0.1 percentage point).

Eastern Samar registered the highest IR at 7.8 percent, while Southern Leyte posted the lowest IR at 1.5 percent (Table 1).

By major commodity groups, Education recorded the highest decrease of a hefty 19.7 percentage points, from 3.5 percent in June to -16.2 percent in July. It posted the lowest and the only commodity group with negative inflation among all commodity groups. This may be attributed to the implementation of the free tuition law among State Universities and Colleges.

Annual price changes in Alcoholic Beverages and Tobacco slowed down by 0.4 percentage point from the previous month's rate, but still recorded a double digit inflation rate at 21.6 percent, the highest among all commodities.

The heavily weighted Food and Non-Alcoholic Beverages went up by 0.3 percentage point, to 8.2 percent during the reference month from 7.9 percent in June. This can be attributed to faster price increases in rice, corn, fish, vegetables, and sugar, jam, honey, chocolate and confectionery products. Fish remained to have a double digit inflation rate at 18.5 percent, the highest among all food items. Communication, meanwhile, recorded zero inflation rate in July.

The Purchasing Power of Peso (PPP) of the region remained at P 0.81 in July 2018. This PPP implies that goods and services worth 100 pesos in July 2018 only costs 81 pesos in 2012.

All provinces sustained their PPP from last month, except Northern Samar, the only province that registered a 0.01 centavo increase from its figure a month ago. Leyte recorded the strongest PPP at P0.84. Southern Leyte ranked second at P0.83, followed by Biliran at P0.82, Eastern Samar at P0.79, and Northern Samar at P0.77. Samar, meanwhile, posted the weakest PPP at P0.76 (Table 1).